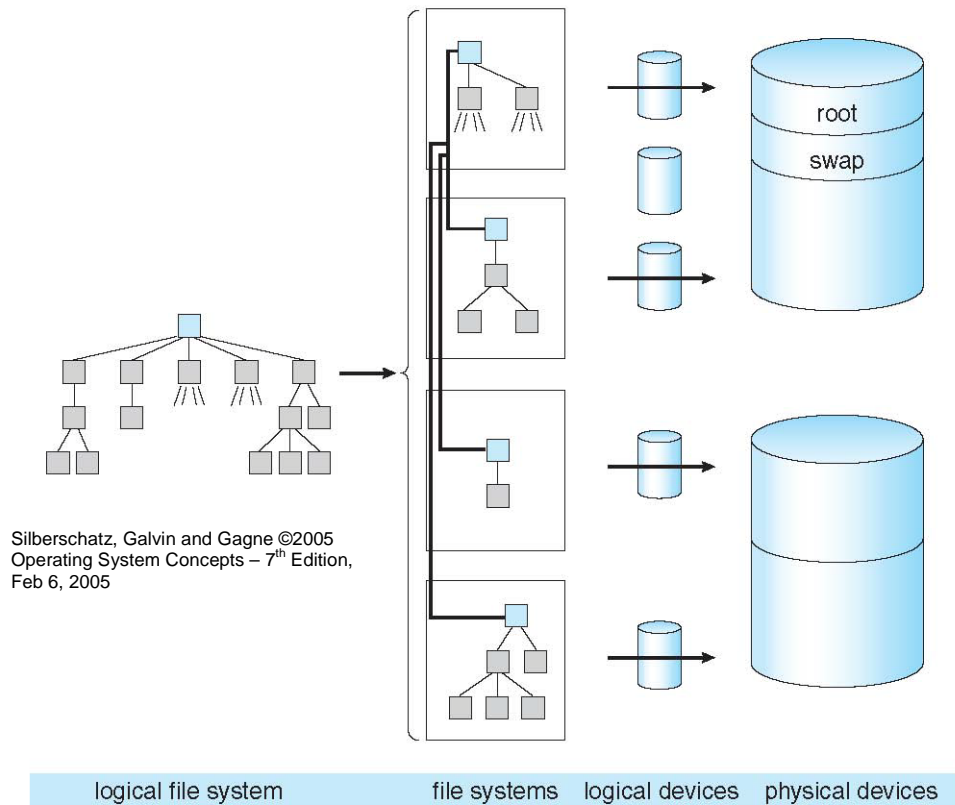


Unix File System

1. Introduction to the UNIX File System: logical vision



Logical structure in each FS (System V):

BOOT	SUPERBLOCK	INODE LIST	DATA AREA
------	------------	------------	-----------

```

Konsole
┌─ Archivo  Sessions  Opciones  Ayuda
└─ [root@cuervo /root]# fdisk /dev/hda

The number of cylinders for this disk is set to 1583.
There is nothing wrong with that, but this is larger than 1024,
and could in certain setups cause problems with:
 1) software that runs at boot time (e.g., LILO)
 2) booting and partitioning software from other OSs
   (e.g., DOS FDISK, OS/2 FDISK)

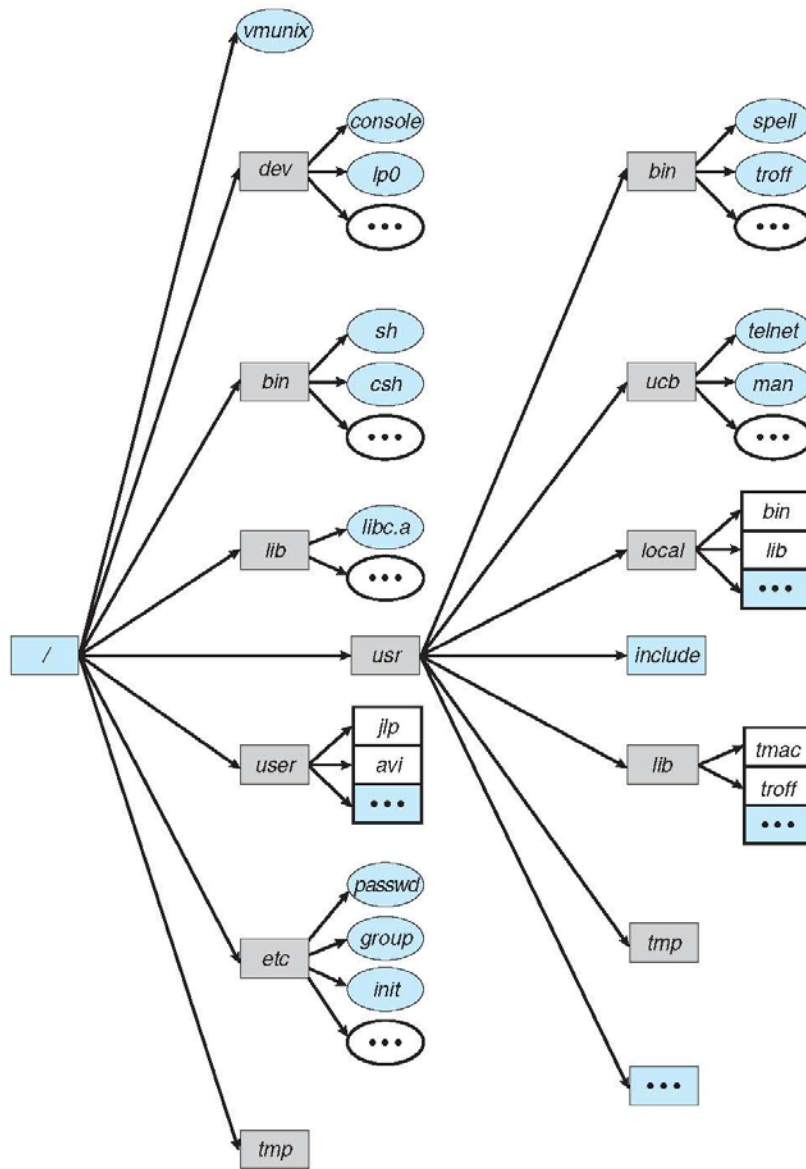
Command (m for help): p

Disk /dev/hda: 255 heads, 63 sectors, 1583 cylinders
Units = cylinders of 16065 * 512 bytes

   Device Boot      Start         End      Blocks   Id  System
/dev/hda1  *           1           31     248976   82  Linux swap
/dev/hda2                32        1583    12466440  85  Linux extended
/dev/hda5                32           35     32098+   83  Linux
/dev/hda6                36          557    4192933+  83  Linux
/dev/hda7                558        1583    8241313+  83  Linux

Command (m for help): █
    
```

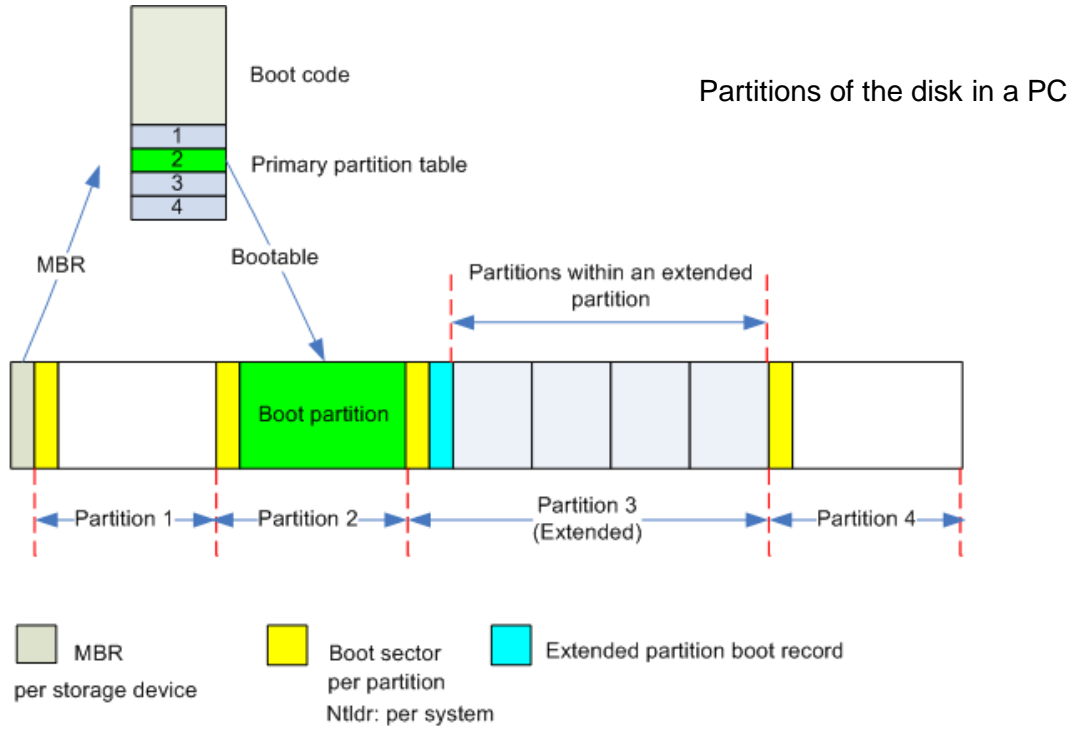
Related commands: *du*, *df*, *mount*, *umount*, *mkfs*



Typical directory structure in an UNIX platform.

Silberschatz, Galvin and Gagne ©2005 Operating System Concepts – 7th Edition, Feb 6, 2005

2. Introduction to the UNIX File System: physical vision of disk partitions



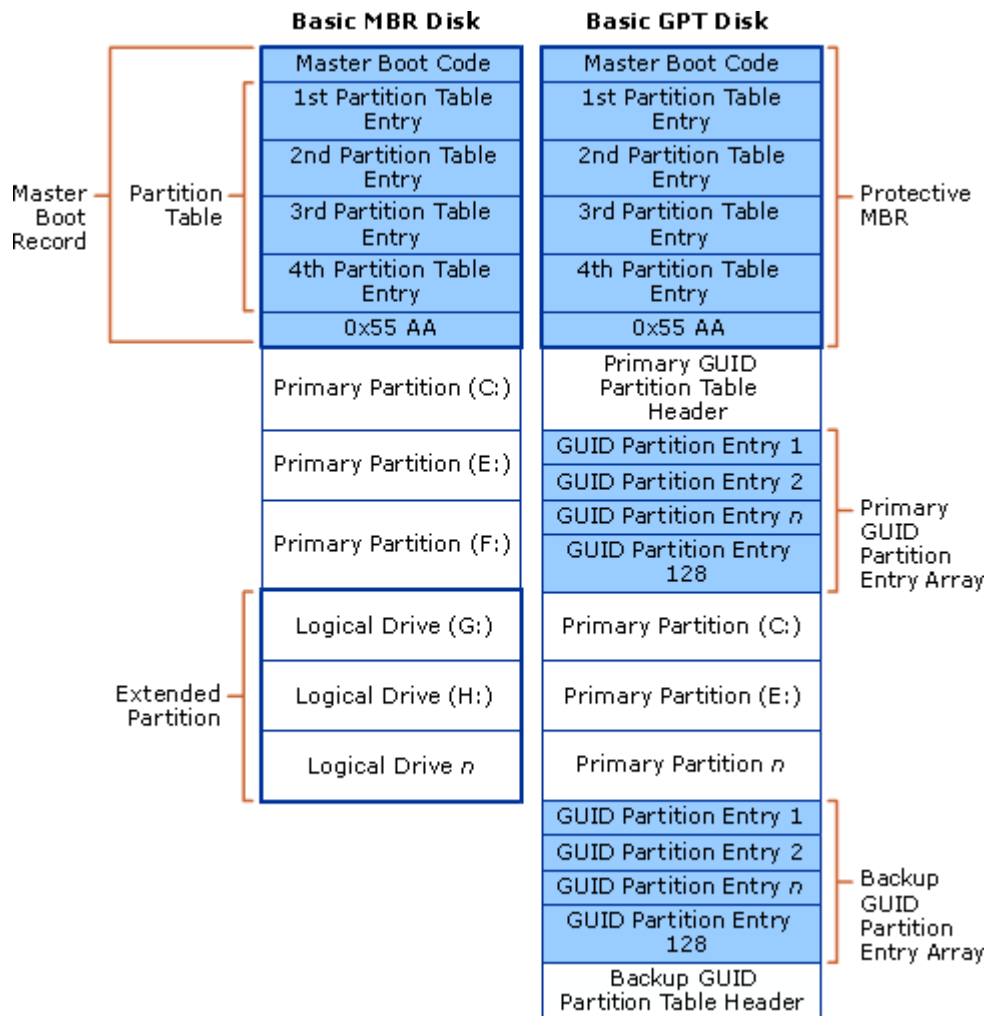
Offset	Tamaño	Descripción
0x000	446 bytes	reservado
0x1BE	16 bytes	Entrada partición 1
0x1CE	16 bytes	Entrada partición 2
0x1DE	16 bytes	Entrada partición 3
0x1EE	16 bytes	Entrada partición 4
0x1FE	2 bytes	0xAA55

Master Boot Record structure

Tipo de partición	Valor	Tipo de partición	Valor
Vacio	00	Novell Netware 386	65
FAT de 12 bits de DOS	01	PIC/IX	75
XENIX (root)	02	MINIX antigua	80
XENIX (usr)	03	Linux/MINUX	81
DOS 16 bits <=32M	04	Linux (swap)	82
Extendida	05	Linux (nativa)	83
DOS 16 bits >=32	06	Linux (extendida)	85
OS/2 HPFS	07	Amoeba	93
AIX	08	Amoeba BBT	94
AIX (arranque)	09	BSD/386	a5
OS/2 Boot Manager	0a	OpenBSD	a6
FAT32 de Windows 95	0b	NEXTSTEP	a7
FAT32 de Windows 95 (LBA)	0c	BSDI fs	b7
FAT1 de Windows 95 (LBA)	0e	BSDI swap	b8
Win95 (Extendida, LBA)	0f	Syrinx	c7
Venix 80286	40	CP/M	db
Novell?	51	DFS access	e1
Microport	52	DFS R/O	e3
GNU HURD	63	Secundaria del DOS	f2
Novell Netware 286	64	BB	ff

Offset	Tamaño	Descripción
0x0	1 byte	0x80 partición activa; 0x0 inactiva
0x1	1 byte	Cabeza del primer sector de la partición
0x2	2 bytes	Cilindro primer sector partición (10 bytes) Numero de sector del primer sector (6 bytes)
0x4	1 byte	Tipo de partición 0x1 DOS primario con FAT12 0x4 DOS primario con FAT16 0x5 DOS extendido 0x6 DOS mayor 32M
0x5	1 byte	Cabeza último sector de la partición
0x6	2 bytes	Cilindro/sector último sector (como off 0x2)
0x8	4 bytes	Sector inicial (relativo al comienzo disco)
0xC	4 bytes	Número de sectores de la partición

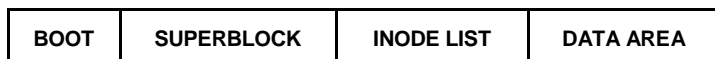
Information in each partition



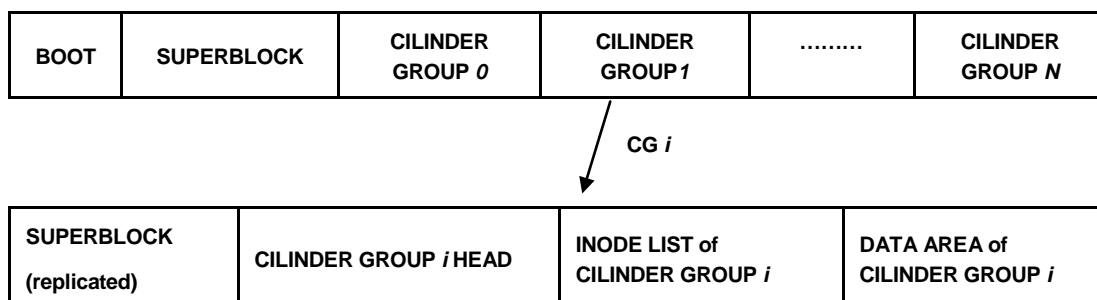
The widespread MBR partitioning scheme, dating from the early 1980s, imposed limitations which affected the use of modern hardware. Intel therefore developed a new partition-table format in the late 1990s, GPT, which most current OSs support.

2.1 System V vs. BSD (Fast File System)

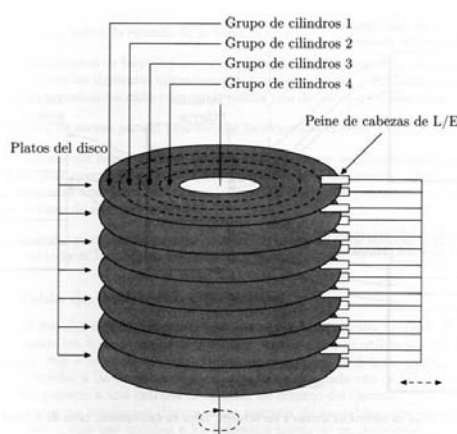
Logical structure in each FS (System V):



Logical structure in each FS (BSD):



Organization of the disk in cylinder groups [Márquez, 2004]



BSD: Blocks and fragments. BSD uses blocks and a possible last “fragment” to assign data space for a file in the data area.

Example:

All the blocks of a file are of a large block size (such as 8K), except the last.

The last block is an appropriate multiple of a smaller fragment size (i.e., 1024) to fill out the file.

Thus, a file of size 18,000 bytes would have two 8K blocks and one 2K fragment (which would not be filled completely).

3. Internal representation of files

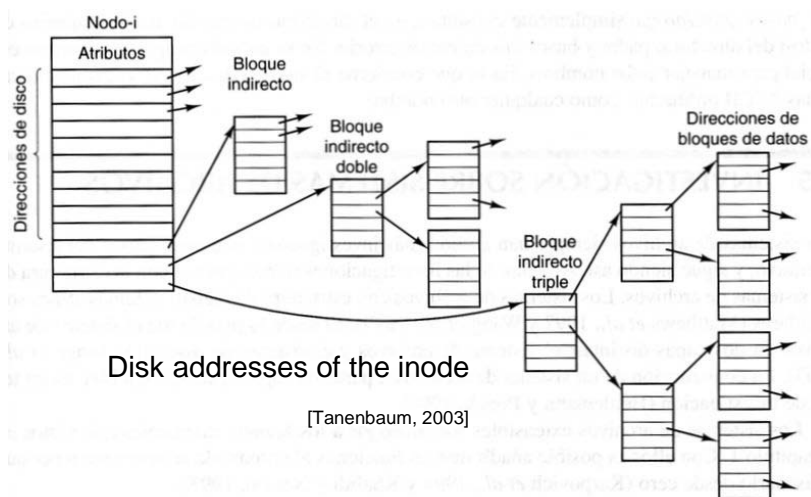
3.1 Inodes

- The operating system associates an inode to each file.
- We have to differentiate between:
 - Inodes in disk, in the Inode List.
 - In memory, in the Inode Table, with a similar structure to the Buffer Cache.

Inode in disk
OWNER
GROUP
FILE TYPE
ACCESS PERMISSIONS
FILE DATES: access, data modification, inode modification
Number of LINKS
SIZE
DISK ADDRESSES

3.2 Structure of the block layout in the disk

- A file has associated:
 - An inode of the Inode List.
 - Blocks of the data area. These blocks of the file are information contained in the inode file, with the following scheme:



Details:

- Using blocks of 1K and addresses of 4 bytes, the maximum size is: 10K + 256K + 64M + 16G
- Slower access to larger files.

3.3 File types & file permissions

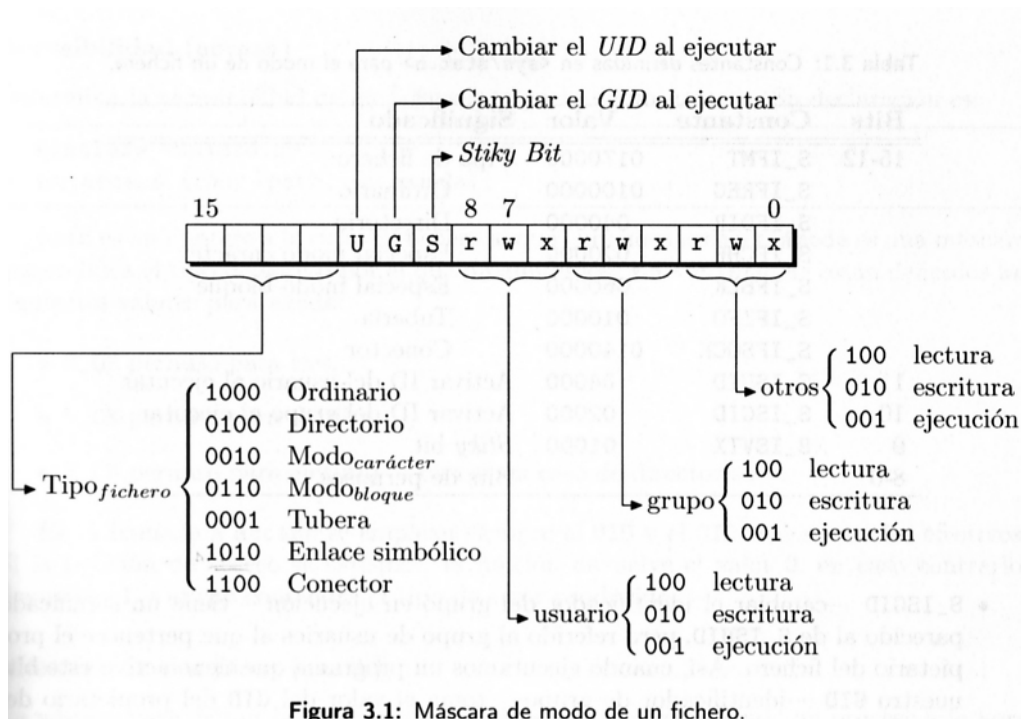


Figura 3.1: Máscara de modo de un fichero.

Tabla 3.1: Constantes definidas en <sys/stat.h> para el modo de un fichero.

Bits	Constante	Valor	Significado
15-12	S_IFMT	0170000	Tipo de fichero:
	S_IFREG	0100000	Ordinario
	S_IFDIR	040000	Directorio
	S_IFCHR	020000	Especial modo carácter
	S_IFBLK	060000	Especial modo bloque
	S_IFIFO	010000	Tubería
	S_IFSOCK	0140000	Conector
11	S_ISUID	04000	Activar ID del usuario al ejecutar
10	S_ISGID	02000	Activar ID del grupo al ejecutar
9	S_ISVTX	01000	<i>Sticky</i> bit
8-0			Bits de permisos

Related command (and system call) with the file mode: *chmod*
 Related command (and system call) with the file owner *chown*

4. Directories

- A directory is a file whose content is interpreted as “directory entries”.
- Directory entry format:

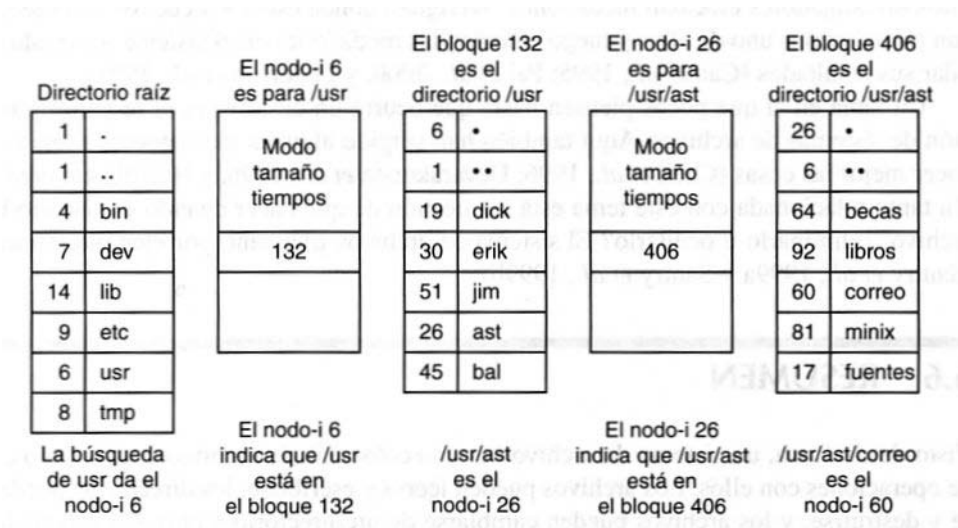
System V directory entry:

Inode number (2 bytes)	Name (14 bytes)
---------------------------	-----------------

BSD directory entry:

Inode number (4 bytes)	Length of the entry (2 bytes)	Length of the file name (2 bytes)	Name ('\0'-ended until a length multiple of 4) (variable)
---------------------------	----------------------------------	--------------------------------------	--

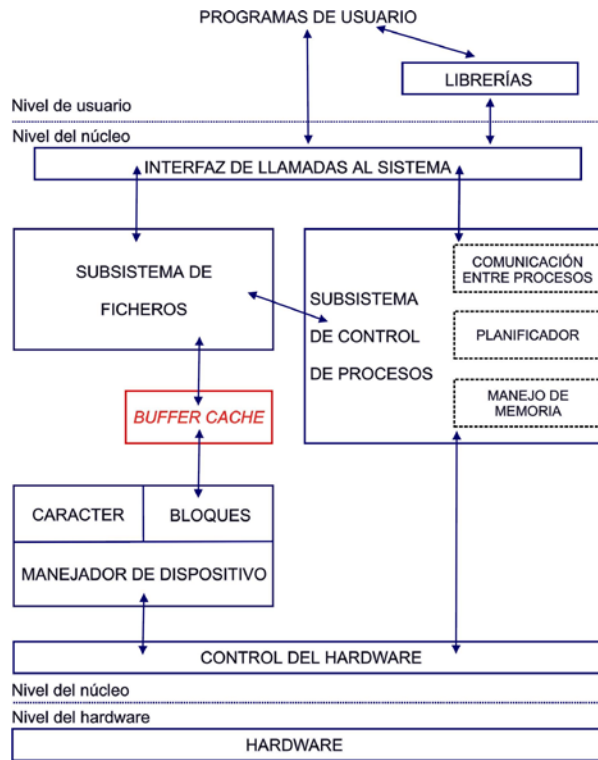
Related system calls: *opendir*, *readdir*, *closedir* (defined in *<dirent.h>*)



Example of the necessary steps in the search of the inode of the file `/usr/ast/correo`

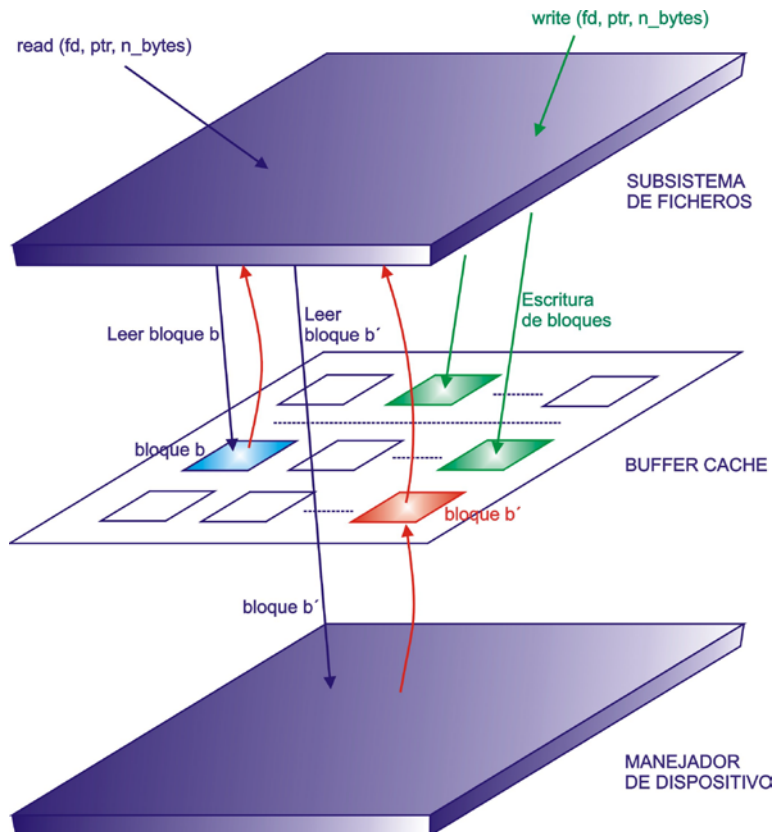
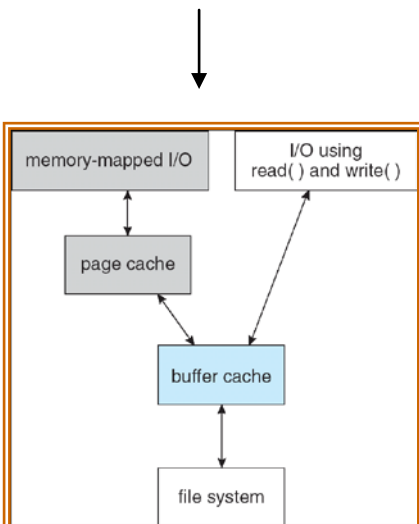
[Tanenbaum, 2003]

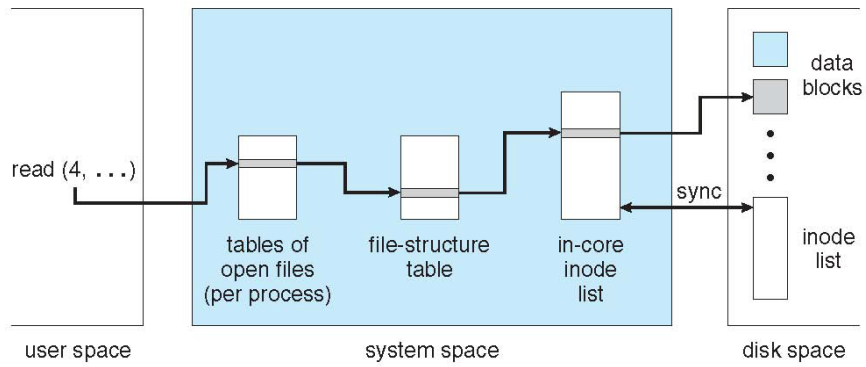
5. Brief description of the kernel structures related with the file system



Block diagram of the system kernel.

The buffering mechanism of the *Buffer Cache* regulates data flow between secondary storage block devices and the kernel, decreasing the number of accesses to the disk. There is a similar mechanism associated to virtual memory with a *Page Cache*.





Scheme of the main kernel structures related with the file system

(Silberschatz, Galvin and Gagne ©2005 Operating System Concepts – 7th Edition, Feb 6, 2005)

SYSTEM CALLS FOR THE FILE SYSTEM

File System Calls

Return File Desc	Use of namei	Assign inodes	File Attributes	File I/O	File Sys Structure	Tree Manipulation
open creat dup pipe close	open creat chdir chroot chown chmod	stat link unlink mknod link unlink mount umount	creat mknod link unlink	chown chmod stat	read write lseek mount umount	chdir chown
Lower Level File System Algorithms						
namei		ialloc ifree		alloc free bmap		
iget iput						
buffer allocation algorithms						
getblk		brelse		bread breada bwrite		

6. System calls for the file system

```
int open (char *name, int mode, int permissions);
```

open mode:

- mode 0: read
- mode 1: write
- mode 2: read-write

Or using the constants defined in the header <fcntl.h>

- O_RDONLY only read
- O_RDWR read-write
- O_WRONLY only write
- O_APPEND append
- O_CREAT create
- ...

```
int read (int df, char *buff, int n);
```

df – file descriptor *open* returns
buff – address, in the user space,
 where the data are transferred
n – number of bytes to be read

```
int write (int df, char *buff, int n);
```

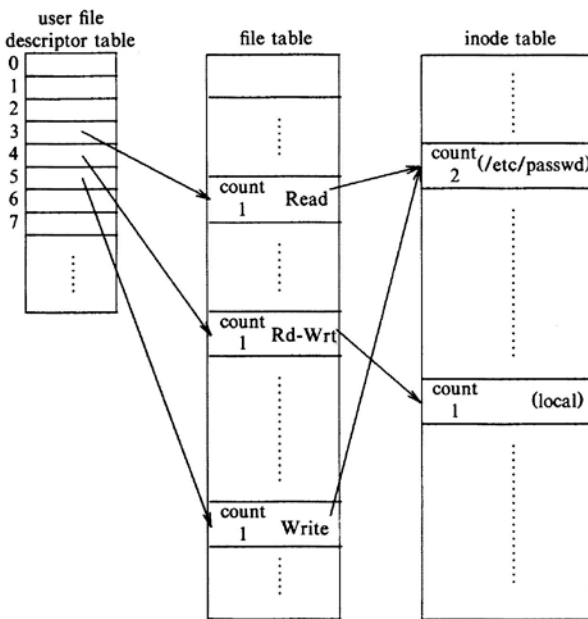
Example of openings from two processes:

Proc A:

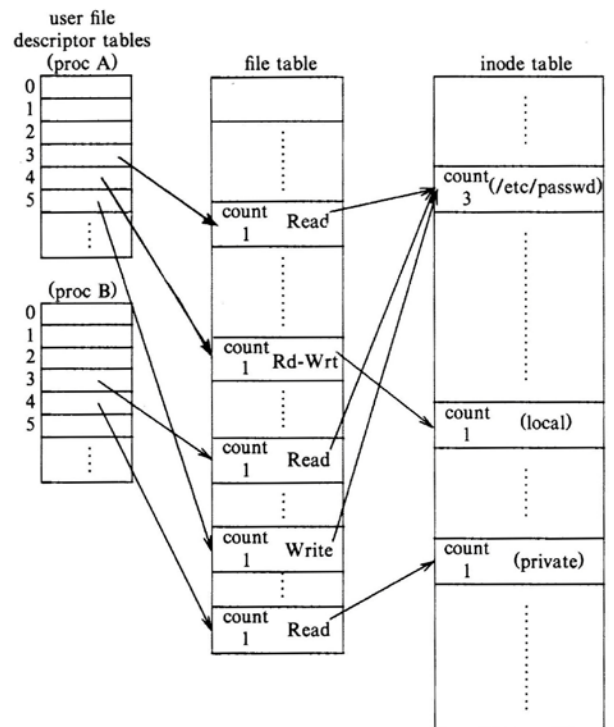
```
fd1=open("/etc/passwd", O_RDONLY);
fd2=open("local", O_RDWR);
fd3=open("/etc/passwd", O_WRONLY);
```

Proc B:

```
fd1=open("/etc/passwd", O_RDONLY);
fd2=open("private", O_RDONLY);
```



Data structures after the openings of Proc A



Data structures after the two processes opened the files

```
int newfd= dup (int df);

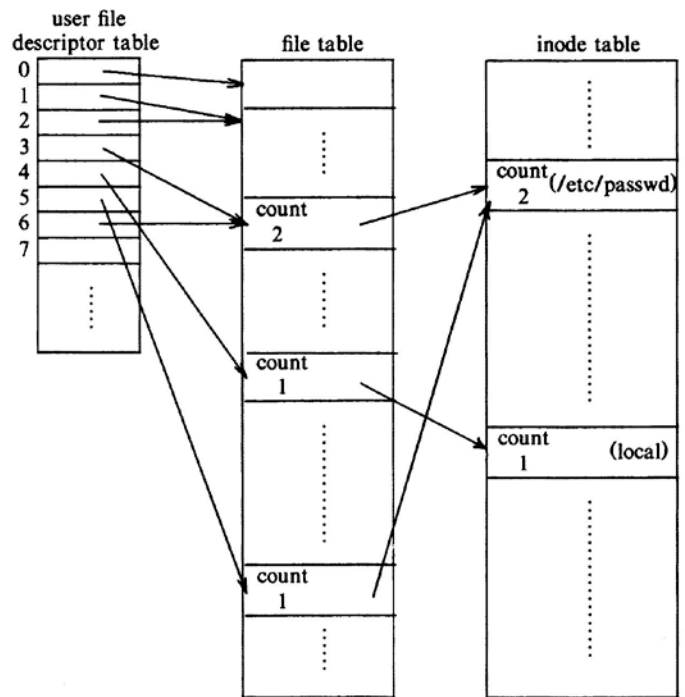
df – file descriptor of an open file
newfd – new file descriptor that
        references the same file

dup2(fd, newfd);
```

Example:

```
fd1=open("/etc/passwd", O_RDONLY);
fd2=open("/local", O_RDWR);
fd3=open("/etc/passwd", O_WRONLY);
dup(fd3);
```

↖
It returns the first free
file descriptor, number 6
in this case



Data structures after dup

[Batch, 1986] Bach, M.J., The Design of the UNIX Operating System, Prentice-Hall, 1986.

7. SETUID executables

The kernel associates two user IDs to a UNIX process:

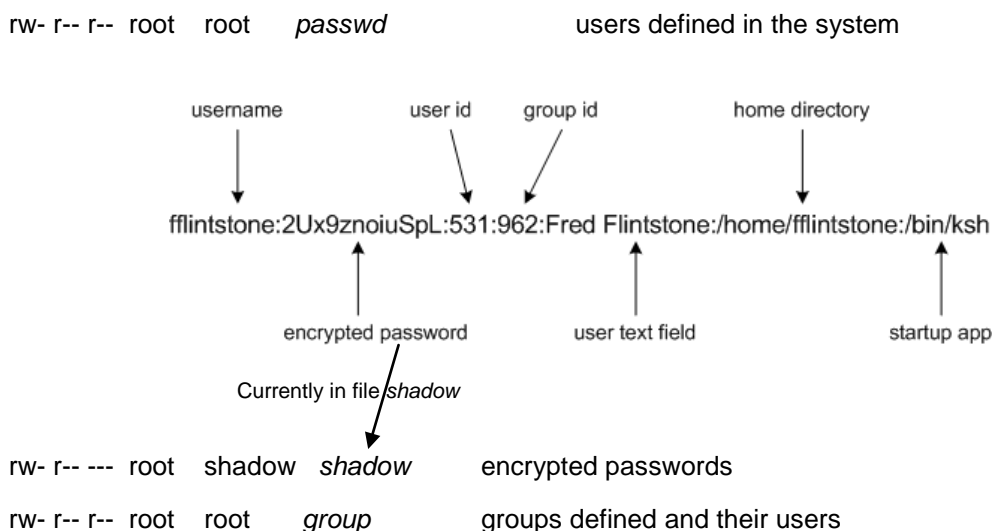
1. The *real user ID*: user who runs the process.
2. The *effective user ID*: used to check file access permissions, to assign ownership of newly created files and to check permission to send signals.

The kernel allows a process to change its effective used ID when it execs a “*setuid program*” or when it invokes the *setuid()* system call explicitly.

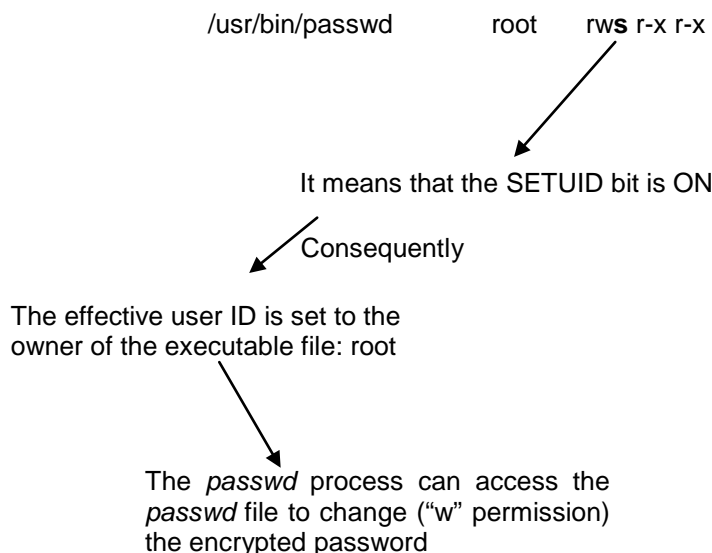
A SETUID program is an executable file that has the SETUID bit set in its permission model field. **When a setuid program is executed, the kernel sets the effective user ID to the owner of the executable file.**

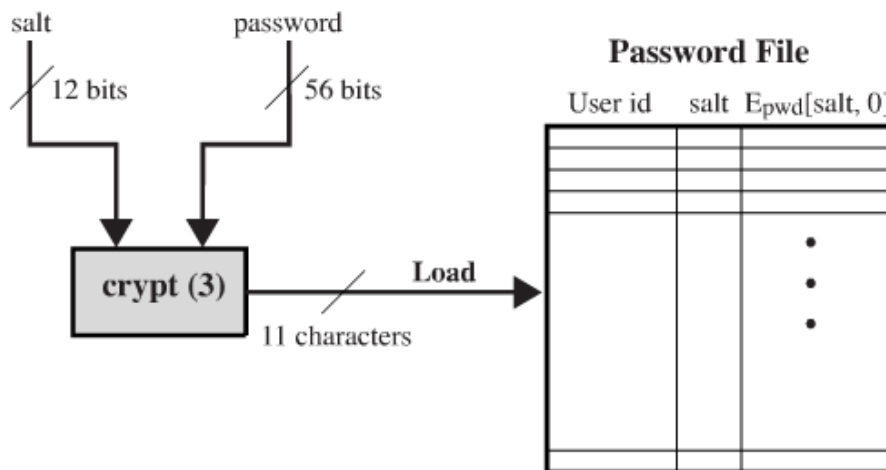
Example of application: command *passwd*

Files in /etc:

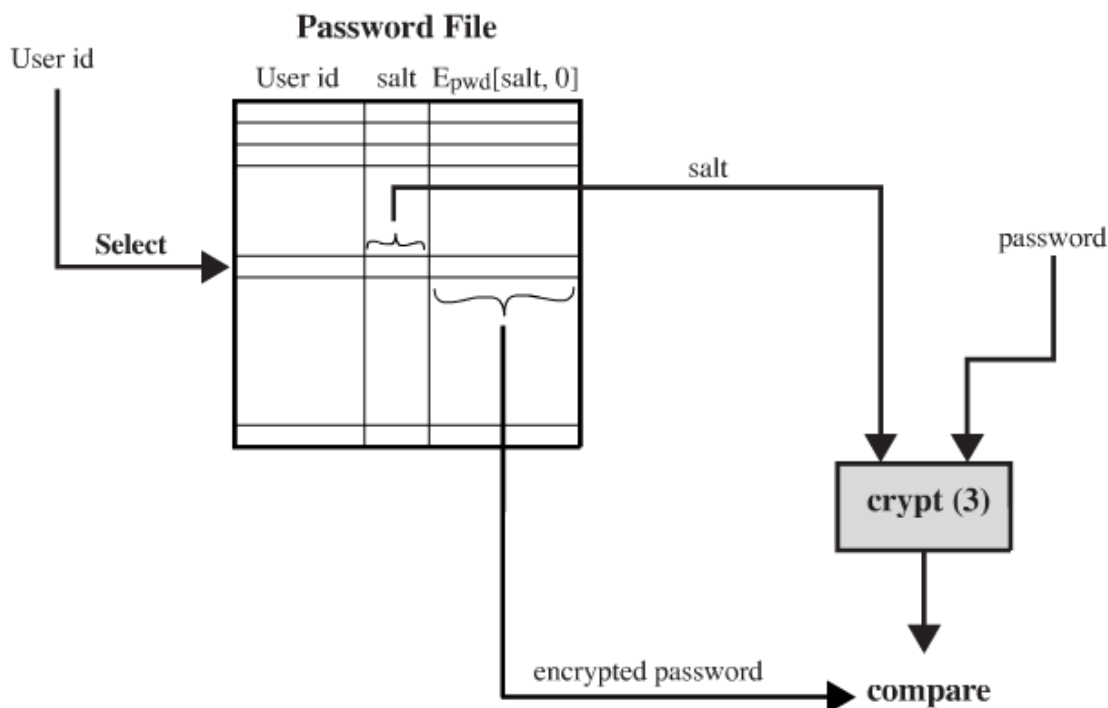


Permissions of the executable command:





(a) Loading a new password



(b) Verifying a password

Notes:

In addition to the classic *Data Encryption Standard (DES)*, there is an advanced symmetric-key encryption algorithm *AES (Advanced Encryption Standard)*. The AES-128, AES-192 and AES-256 use a 128-bit block size, with key sizes of 128, 192 and 256 bits, respectively

Most linux systems use Hash Functions for authentication: Common message-digest functions include MD5, which produces a 128-bit hash, and SHA-1, which outputs a 160-bit hash.

SETUID system call

Syntax: `setuid (uid)`

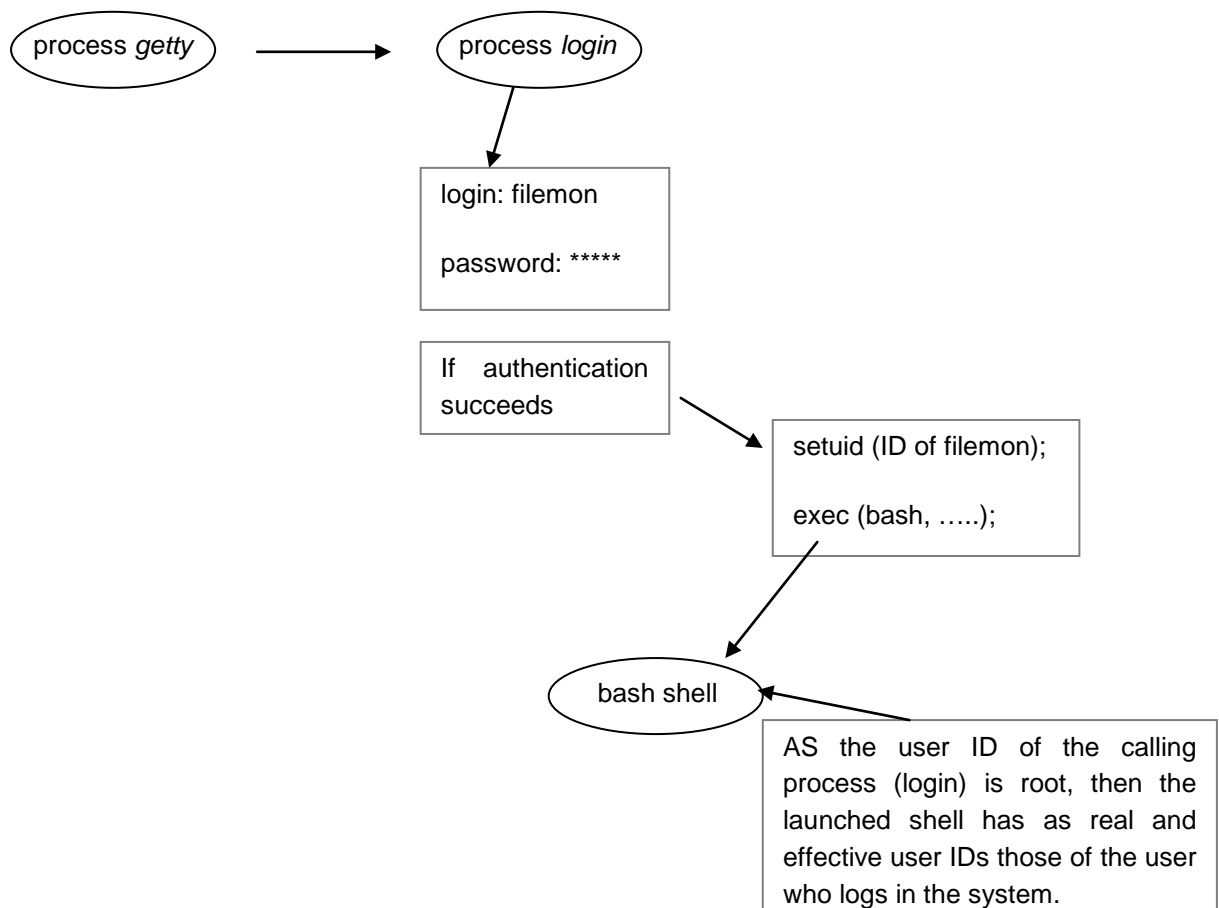


uid is the new user ID. Its result depends on the current value of the effective used ID

The system call succeeds in the following cases:

1. If the effective user ID of the calling process is the superuser (root), the kernel sets as real and effective user ID the input parameter *uid*.
2. If the effective user ID of the calling process is not the superuser:
 - 2.1 If *uid* = real user ID, the effective user ID is set to *uid* (success).
 - 2.2 Else if *uid* = saved effective user ID, the effective user ID is set to *uid* (success).
 - 2.3 Else return error.

Example of case 1: *login* process



Example of case 2:

```
#include <fcntl.h>
main()
{
    int uid, euid, fdmjb, fdmaury;

    uid = getuid();          /* get real UID */
    euid = geteuid();        /* get effective UID */
    printf("uid %d euid %d\n", uid, euid);

    fdmjb = open("mjb", O_RDONLY);
    fdmaury = open("maury", O_RDONLY);
    printf("fdmjb %d fdmaury %d\n", fdmjb, fdmaury);

    setuid(uid);
    printf("after setuid(%d): uid %d euid %d\n", uid, getuid(), geteuid());

    fdmjb = open("mjb", O_RDONLY);
    fdmaury = open("maury", O_RDONLY);
    printf("fdmjb %d fdmaury %d\n", fdmjb, fdmaury);

    setuid(euid);
    printf("after setuid(%d): uid %d euid %d\n", euid, getuid(), geteuid());
}
```

Example of Execution of Setuid Program

[Batch, 1986] Bach, M.J., The Design of the UNIX Operating System, Prentice-Hall, 1986.

Users: maury (ID 8319)
mjb (ID 5088)

Files: maury maury r-- --- ---
Mjb mjb r-- --- ---
a.out maury rws -x --x

When "mjb" executes the file:

```
uid 5088 euid 8319

fdmjb -1 fdmaury 3

after setuid(5088): uid 5088 euid 5088

fdmjb 4 fdmaury -1

after setuid(8319): uid 5088 euid 8319
```

When "maury" executes the file:

```
uid 8319 euid 8319

fdmjb -1 fdmaury 3

after setuid(8319): uid 5088 euid 8319

fdmjb -1 fdmaury 4

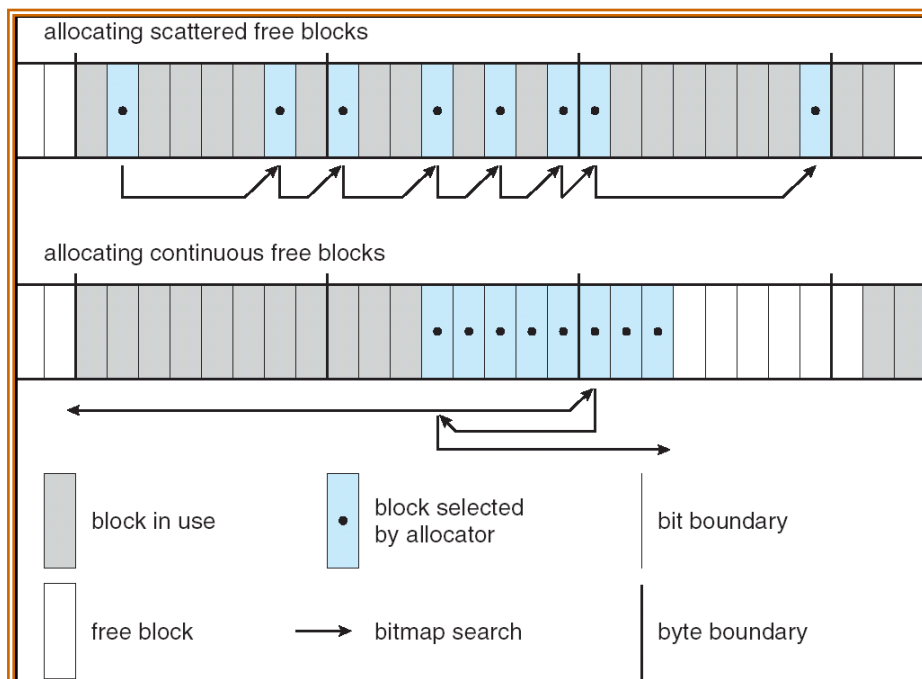
after setuid(8319): uid 8319 euid 8319
```

8. The Linux Ext2fs File System

Silberschatz, Galvin and Gagne ©2005
 Operating System Concepts – 7th Edition,
 Feb 6, 2005

- Ext2fs uses a mechanism similar to that of BSD Fast File System (ffs) for locating data blocks belonging to a specific file
- The main differences between ext2fs and ffs concern their disk allocation policies.
 - In ffs, the disk is allocated to files in blocks of 8Kb, with blocks being subdivided into fragments of 1Kb to store small files or partially filled blocks at the end of a file.
 - Ext2fs does not use fragments; it performs its allocations in smaller units:
 - The default block size on ext2fs is 1Kb, although 2Kb and 4Kb blocks are also supported.
 - Ext2fs uses allocation policies designed to place logically adjacent blocks of a file into physically adjacent blocks on disk, so that it can submit an I/O request for several disk blocks as a single operation.

Ext2fs Block-Allocation Policies



9. Journaling File Systems

- The system maintains a catching of file data and metadata (Buffer Cache).
- There can be inconsistencies in the file system due to a system crash or electric outage before the modified data in the cache (dirty buffers) have been written to disk.

Related command: *fsck* (file system check)

- A journaling file system is a fault-resilient file system in which data integrity is ensured because updates to files' metadata are written to a serial log on disk before the original disk blocks are updated. The file system will write the actual data to the disk only after the write of the metadata to the log is complete. When a system crash occurs, the system recovery code will analyze the metadata log and try to clean up only those inconsistent files by replaying the log file.
- Linux file systems with journal: *ext3*, *ext4*, *ReiserFS*, *XFS* from SGI, *JFS* from IBM.

Bibliografía:

[Batch, 1986] Bach, M.J., *The Design of the UNIX Operating System*, Prentice-Hall, 1986.

[Carretero y col., 2001] Carretero Pérez, J., de Miguel Anasagasti, P., García Carballeira, F., Pérez Costoya, F., *Sistemas Operativos: Una Visión Aplicada*, McGraw-Hill, 2001.

[Márquez, 2004] Márquez, F.M., *UNIX. Programación Avanzada*, Ra-Ma, 2004.

[Sánchez Prieto, 2005] Sánchez Prieto, S., *Sistemas Operativos*, Servicio Public. Univ. Alcalá, 2005.

[Silberschatz y col. 2005] Silberschatz, A., Galvin, P. and Gagne, G., *Operating System Concepts – 7th Edition*, Feb 6, 2005.

[Stallings 2005] Stallings, W. *Operating Systems (5th Edition)*, Prentice-Hall, 2005.

[Tanenbaum 2003] Tanenbaum, A., *Sistemas Operativos Modernos*, Prentice-Hall, 2003.